

Report Card

2004 ANNUAL ACADEMIC REPORT • MARCH 2005

School Report Card Shows High School Achievement On The Rise

Tenth grade math and reading test scores have increased significantly. Graduation requirements are increasing. Newberg High School is one of the first Oregon high schools selected to receive a \$1.1 million grant to increase student achievement and graduation rates by developing small schools.

This is just part of the picture of efforts teachers and staff members in Newberg Public Schools are making to provide a quality education for every student.

The *Newberg School District Annual Report* is a snapshot of student achievement in our community. It shows state and federal data required by the No Child Left Behind Act and the Oregon Report Card. This information is intended as a starting point for discussion about where improvement might be needed and for celebrating our success.

Our report includes information about student performance on state assessments for grades three, five, eight and ten. These assessments were completed in the spring of 2004. The report also highlights staff and student achievement and financial and demographic trends. The status of district construction projects, funded by the 2002 capital improvement bond, details progress in accommodating enrollment growth, maintaining school facilities and improving safety and security. With your support, district students and staff enjoy some of the finest educational facilities in the state.

Educating our children is a community responsibility. We welcome your partnership.

Respectfully,

Paula A. Radich, Ed. D., Superintendent

Newberg High School drama teacher Drea Ferguson (left) was the recipient of a national Milken Excellence in Teaching award.



2003-2004 District Report Card

NEWBERG SCHOOL DISTRICT

Dear Parents and Community Members, December 7, 2004

The Oregon Department of Education is proud to issue the sixth annual school report card. As Oregon schools and districts continue to face many challenges, educators remain committed to providing the highest quality education for Oregon students. This year you will find a federal rating displayed on this report card. This district rating is required by the No Child Left Behind Act. The report card is not meant to tell you everything about your district, but it offers a starting point for discussions about where improvement might be needed and for celebrating successes.

Federal Adequate Yearly Progress Rating: NOT MET

<input type="checkbox"/> MET	See rating details on back page
<input checked="" type="checkbox"/> DID NOT MEET	<input type="checkbox"/> Identified for District Improvement

Susan Castillo, State Superintendent of Public Instruction

SCHOOL RATINGS					
SCHOOLS	Overall	Academic Achievement Student Performance	Attendance/Dropout Student Behavior	Improvement	School Characteristics
Antonia Center Elementary School	Strong	Strong	Strong	Stayed About The Same	Exceptional
Chatham Valley Middle School	Exceptional	Strong	Strong	Improved	Exceptional
Dundee Elementary School	Exceptional	Strong	Strong	Improved	Exceptional
Edwards Elementary School	Satisfactory	Satisfactory	Strong	Stayed About The Same	Exceptional
Esing Young Elementary School	Strong	Strong	Exceptional	Stayed About The Same	Exceptional
Mabel Rush Elementary School	Strong	Strong	Strong	Stayed About The Same	Exceptional
Mountain View Middle School (SI)	Strong	Satisfactory	Strong	Improved	Exceptional
Newberg Senior High School	Satisfactory	Satisfactory	Strong	Stayed About The Same	Exceptional

School Quality is Improving

This report card is not designed to tell you everything about our school district. It is a starting point for identifying where improvement might be needed and for celebrating successes. This year's district report card includes additional displays of information and changes in the ratings. Because of the rating changes, comparisons are not valid between this year's school ratings and school ratings from previous years. School ratings are listed for district schools. The "Overall" rating is based on a combination of the student performance (results of state test scores in math and reading), student behavior (attendance), improvement and school characteristics (participation in state testing.)

Schools Becoming More Diverse

Diversity

	2000	2002	2004
White	87%	85%	84%
Hispanic	10%	11%	11.7%
Black	1%	1%	1.5%
Asian/PI	1%	1%	1.7%
Alaska Native	<1%	<1%	<1.7%

2004 Class Size

Grade Level	Student:Classroom teacher staffing allocation
K-3	25:1
4-5	27:1
6-8	28.5:1
9-12	29:1

10-Year Student Enrollment

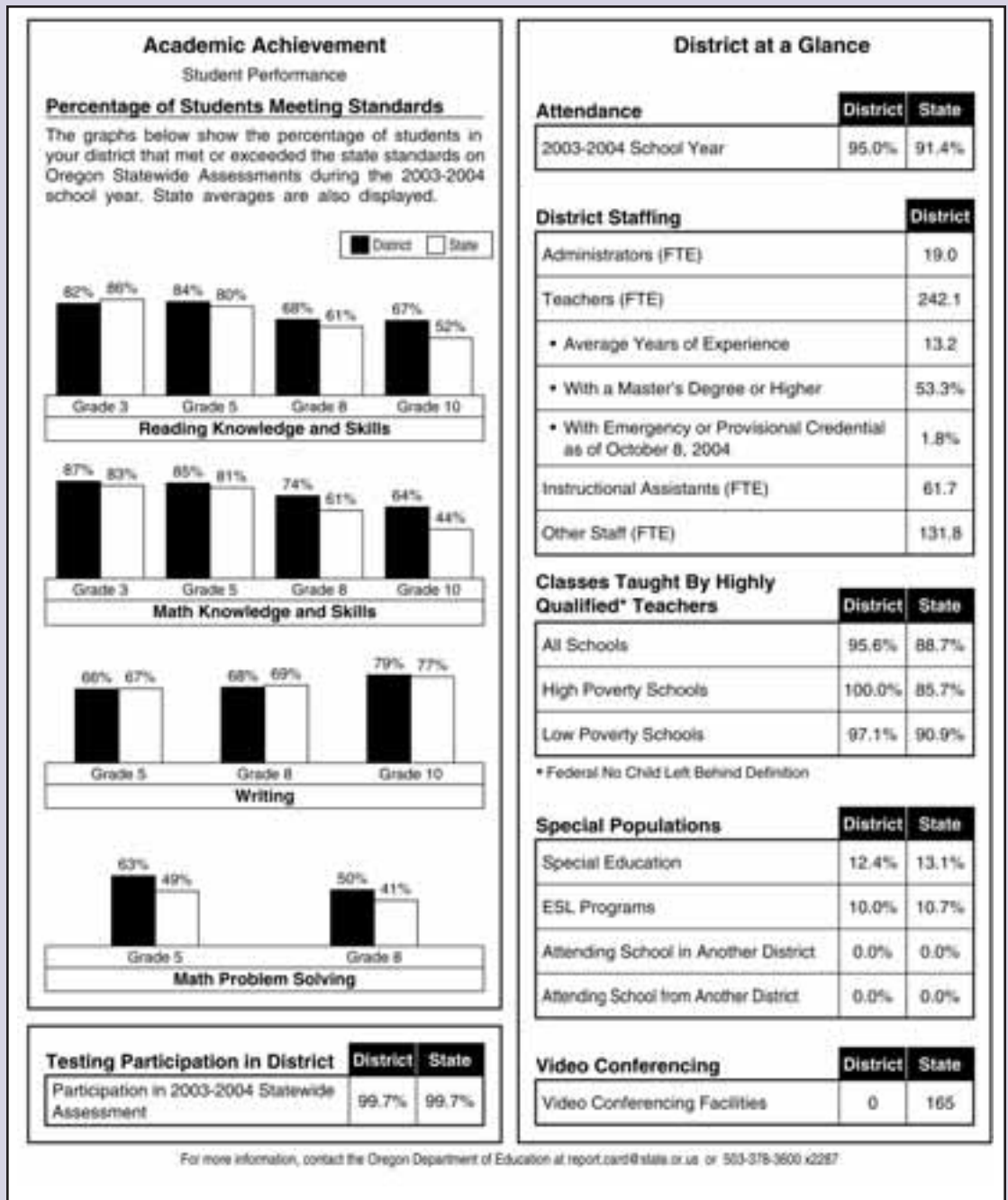
1994	4544
1999	4841
2004	5122

10-Year School Enrollment

	1994	2004
Elementary	2034	2101
Crater	343	534
Dundee	323	348
Edwards	582	525
Ewing Young	173	196
Mabel Rush	613	498
Middle	1096	1210
CV	573	713
MV	523	497
Newberg High	1414	1483
Total	4544	5122

** Includes home-school students enrolled in district classes

Oregon School Report Card



FEDERAL DESIGNATION FOR TITLE 1 SCHOOLS REQUIRED BY THE FEDERAL NO CHILD LEFT BEHIND ACT	DISTRICT		STATE	
	SCHOOLS	PERCENTAGE	SCHOOLS	PERCENTAGE
Identified for School Improvement (S11 or S12)	1	12.5%	31	2.5%
Identified for Corrective Action (CA) or Restructuring (R1)	0	0.0%	4	0.3%

For more information, contact your local school or district.



Financial Data

General Fund Expenditures

The table below shows dollars spent per student by your district for the 2002-2003 school year. For more information, visit the Database Initiative Project website: www.ode.state.or.us/sfda/

General Fund	District	State
Direct Classroom	\$3,288	\$3,603
Classroom Support	\$1,003	\$1,003
Building Support	\$1,014	\$1,068
Central Support	\$224	\$317

Education Service District	District	State
ESD Support Per Student	\$305	\$314

Bond Levy	Number of Elections	Election Result	
		Yes	No
Election Year: 2003	0	0	0
Election Year: 2002	1	1	0
Election Year: 2001	1	0	1

Statewide Assessments

The table below shows the percentage of students in your district that exceeded, met, or did not meet state standards and participated in 2003-2004 Oregon Statewide Assessments. For more information, see www.ode.state.or.us/search/results/?id=233

STUDENT GROUP Race/Ethnicity	STUDENT ACHIEVEMENT						STUDENT PARTICIPATION	
	ENGLISH LANGUAGE ARTS			MATHEMATICS			ENGLISH LANGUAGE ARTS	MATHEMATICS
	EXCEEDED	MET	NOT MET	EXCEEDED	MET	NOT MET	%	%
White	21.0	42.4	36.5	28.8	40.6	30.6	99.6	99.8
African American/Black	9.1	63.6	27.3	19.2	30.8	50.0	97.1	100.0
Hispanic	4.6	24.1	71.3	9.3	31.9	58.9	100.0	100.0
Asian/Pacific Islander	20.4	55.6	24.1	22.9	54.2	22.9	100.0	100.0
American Indian/Alaskan Native	0.0	47.1	52.9	23.1	38.5	38.5	100.0	100.0
Multi-Racial/Multi-Ethnic	---	---	---	*	*	*	---	100.0
Male	17.0	38.5	44.4	26.7	39.0	34.3	99.5	99.8
Female	20.8	43.3	35.9	25.8	40.4	33.8	99.6	100.0
Students with Disabilities	4.8	21.8	73.3	7.8	34.0	58.2	99.7	100.0
Migrant	0.8	20.3	78.9	5.3	31.9	62.8	100.0	100.0
Limited English Proficient	2.6	17.5	79.8	4.8	30.9	64.3	100.0	100.0
Economically Disadvantaged	9.1	35.0	55.9	16.6	38.8	44.6	99.4	100.0
All Students	18.8	40.9	40.3	26.3	39.7	34.1	99.6	99.9

* Not displayed to protect student confidentiality.

--- No data available

ACCOUNTABILITY INFORMATION REQUIRED BY THE FEDERAL NO CHILD LEFT BEHIND ACT

The information below is used to determine the Adequate Yearly Progress designation for your district. A district is designated as *Not Meeting AYP* if any indicator is determined to be *Not Met*. The Student Achievement and Student Participation ratings are based on 2002-2003 and 2003-2004 Oregon Statewide Assessments for the students in your district identified as enrolled for a full academic year. The statewide goal for the minimum percentage of students expected to meet or exceed standards is 40.0% in English/Language Arts and 39.0% in Mathematics. Student Participation is expected to be 95.0% or greater. The statewide goal for the minimum graduation rate is 68.1%. The statewide goal for the minimum attendance rate is 92.0%. For more information, please view documents at www.ode.state.or.us/data/reportcard/reports.aspx

STUDENT GROUP Race/Ethnicity	STUDENT ACHIEVEMENT		STUDENT PARTICIPATION		
	ENGLISH LANGUAGE ARTS	MATHEMATICS	ENGLISH LANGUAGE ARTS	MATHEMATICS	GRADUATION
White	MET	MET	MET	MET	MET
African American/Black	NA	NA	NA	NA	NA
Hispanic	NOT MET	MET	MET	NOT MET	NOT MET
Asian/Pacific Islander	NA	NA	MET	MET	NA
Am. Indian/Alaskan Native	NA	NA	NA	NA	NA
Multi-Racial/Multi-Ethnic	NA	NA	NA	NA	---
Special Education	NOT MET	NOT MET	MET	MET	MET
Limited English Proficient	NOT MET	MET	MET	NOT MET	NOT MET
Economically Disadvantaged	MET	MET	MET	MET	MET
All Students	MET	MET	MET	MET	MET

NA Too few test scores or students to determine a rating.

--- No data available

Department of Education Notes

Newberg Students Achieve Academic Success

- Class of 2004 included 369 graduates, 12 valedictorians and one salutatorian; 70 honor graduates; 14 students recognized for *Presidential Academic Excellence*; and nine students recognized for *Presidential Achievement Awards*
- Newberg High School DECA was named "Oregon Chapter of the Year"
- 30 students in Newberg FFA and DECA programs qualified to compete in national competition
- A first place award in the Oregon Envirothon environmental science contest earned a team of Newberg High School students the opportunity to compete in the national contest
- Chehalem Valley Middle School students earned top honors in the Oregon National History Day and Project Citizen civics contests and competed nationally.

Staff Honored for Achievement

- Newberg High School is one of eight Oregon schools to receive a \$1.1 million Oregon Small Schools Initiative grant to transform traditional high school programs into effective small rigorous schools
- Newberg High School drama teacher, Drea Ferguson, won the prestigious national Milken Education Award for outstanding teaching and innovative projects in English and drama classes
- Terry Coss (Newberg High School technology teacher) was one of two Oregon recipients receiving the RadioShack National Teacher Award for excellence in math, science and technology
- 2004 Crystal Apple Award recipients for excellence in education are Marilyn Jackson (Edwards 4th grade), Dave Sanders (Chehalem Valley Middle School band), Karen Pugsley (Newberg High School teacher on special assignment), Judy Rohde (Antonia Crater educational assistant) and Patti Buck (Mabel Rush media assistant)
- Terry McElligott (Chehalem Valley Middle School social studies teacher) was named Oregon History Teacher of the Year by the Daughters of the American Revolution

School Finance

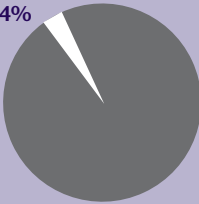
Our focus is on teaching and learning.

Ninety-six cents of every dollar spent on general operations in Newberg schools is used for teachers, classroom support and for transporting, housing and equipping students. Four cents of every dollar is used for central support functions such as hiring staff, preparing payroll, federal compliance, record keeping and contingency funds for emergency.

This chart corresponds to the General Fund Expenditures during the audited 2002-03 school year on page three.

Central Support 4%

Instruction,
classroom &
building support
96%



Want to know more?

Keep up with what's happening in Newberg Public Schools by visiting us on the web at

www.newberg.k12.or.us

Get school news and information delivered directly to you at home or at work when you subscribe to **e-SchoolNews**, a free e-mail Newberg school news and information service. Subscribe online at the district web site or by calling 503-554-5000.

State report cards for individual schools are available online at www.newberg.k12.or.us or at the Oregon Department of Education's website at <http://reportcard.ode.state.or.us/> You may contact the school district at 503-554-5000 to receive a copy of a specific school report card. Additional documents are online at ww.ode.state.or.us/sfda/reports.aspx


It is the policy of the Newberg School District Board of Education and School District that there will be no discrimination or harassment on the grounds of race, color, sex, marital status, religion, national origin, age or disability in any educational programs, activities or employment. Persons having questions about equal opportunity and nondiscrimination should contact the Assistant Superintendent at the Newberg School District Office, 714 E. Sixth Street, Newberg, OR 97132 or telephone 503-554-5000.

School Construction Projects Nearing Completion

The new Newberg High School auditorium will open this spring



School	Project	Status
Mabel Rush	Renovate, add classrooms Expand cafeteria and library Improve security and student pick-up area	Completion June 2005
Newberg HS	Add classrooms, auditorium, auxiliary gymnasium New cafeteria, library, and classrooms in two-story courtyard infill Parking, athletic fields, security systems	Completed March 2005
Ewing Young	Renovation, add classroom New well, septic system repairs, security system	Completed March 2005
Mountain View MS	Interior renovation, HVAC, security improvements, re-seal exterior brick, new flooring	Completed February 2005
Joan Austin	New 550-student elementary school	Opened September 2004
Antonia Crater	Reseal brick, add storage, improve security	Completed August 2003
Dundee	Classroom renovation, bus drop-off, improve security	Completed October 2003
Edwards	HVAC modifications, improve security, computer lab	Completed October 2003
Chehalem Valley MS	Classroom modifications, improve security, re-seal brick	Completed September 2003
District Office	Handicap accessibility, repairs, remodel basement for teacher training space	Completed September 2003
Property	Purchased 47-acre parcel for future high school site	June 2004



Newberg Public Schools
714 East Sixth Street
Newberg, OR 97132

Non-Profit Org.
U.S. Postage
PAID
Newberg, OR 97132
Permit No. 149