



OREGON AT-A-GLANCE DISTRICT PROFILE

Newberg SD 29J



SUPERINTENDENT: Joseph Morelock | 714 E 6th St, Newberg 97132 | 503-554-5000

Students We Serve




5,010


Student Enrollment

DEMOGRAPHICS


American Indian/Alaska Native




Asian




Black/African American




Hispanic/Latino



Multiracial



Native Hawaiian/Pacific Islander



White



14%

Ever English Learners



29

Languages Spoken

14%

Students with Disabilities

95%

Required Vaccinations

49%

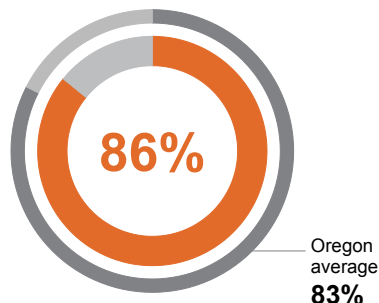
Free/Reduced Price Lunch

*Not enough students

Start Strong

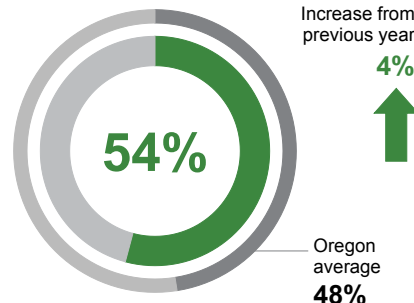
Grades K-2 REGULAR ATTENDERS

Students who attended more than 90% of their enrolled school days.



Grade 3 ENGLISH LANGUAGE ARTS

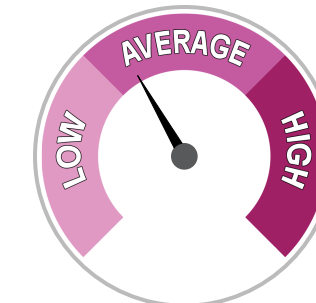
Students meeting state grade-level expectations.



Academic Progress

Grades 3-8 INDIVIDUAL STUDENT PROGRESS

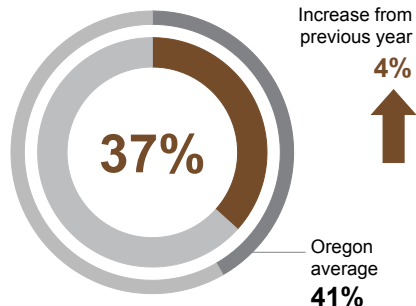
Year-to-year progress in English language arts and mathematics.



High School Success

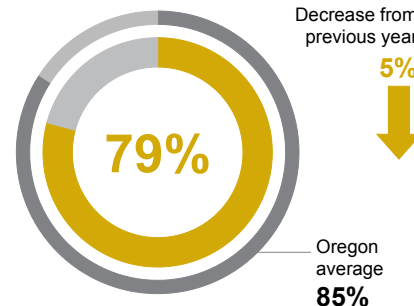
Grade 8 MATHEMATICS

Students meeting state grade-level expectations.



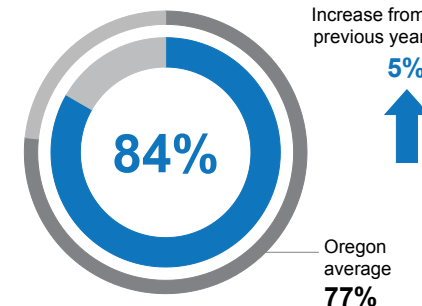
Grade 9 ON-TRACK TO GRADUATE

Students earning one-quarter of graduation credits in their 9th grade year.



Grade 12 ON-TIME GRADUATION

Students earning a diploma within four years.



District Goals

Newberg Public Schools believe that every student's experience in school is critical to their future success. We understand the value of setting high goals for our students and working hard to make sure each one achieves those academic and social goals. We view the Oregon School Report Card as one indicator of our progress towards meeting those goals for our students. Our staff, community volunteers, and families are all critical components of providing safe and welcoming learning environments for all our students so they can do their best work with us and grow to their fullest potential.

State Goals

The Oregon Department of Education is working in partnership with school districts and local communities to ensure a 90% on-time, four year graduation rate by 2025. To progress toward this goal, the state will prioritize efforts to improve attendance, invest in implementing culturally responsive practices, and promote continuous improvement to close opportunity and achievement gaps for historically and currently underserved students.



OREGON AT-A-GLANCE DISTRICT PROFILE CONTINUED

Newberg SD 29J

SUPERINTENDENT: Joseph Morelock | 714 E 6th St, Newberg 97132 | 503-554-5000



2017-18

Our Staff



17

Administrators



269

Teachers



70

Educational assistants



17

Counselors



7

Librarians



\$10,714

Average per pupil spending

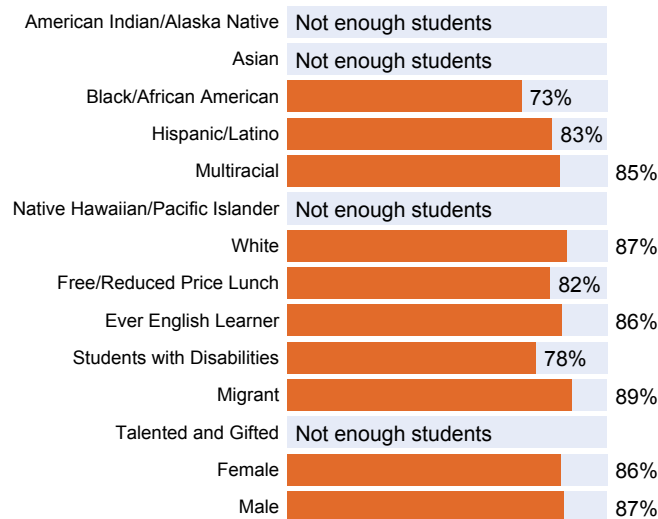


Teacher Experience

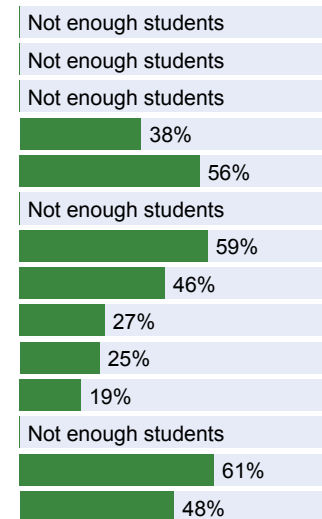
Coming in 2018-19

Outcomes

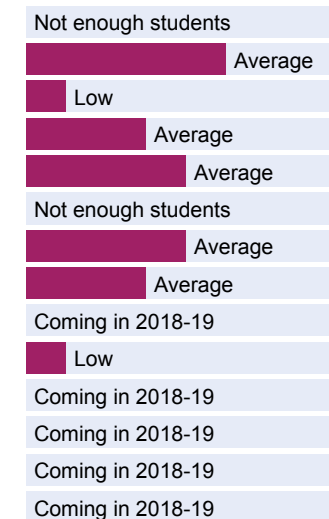
Grades K-2 REGULAR ATTENDERS



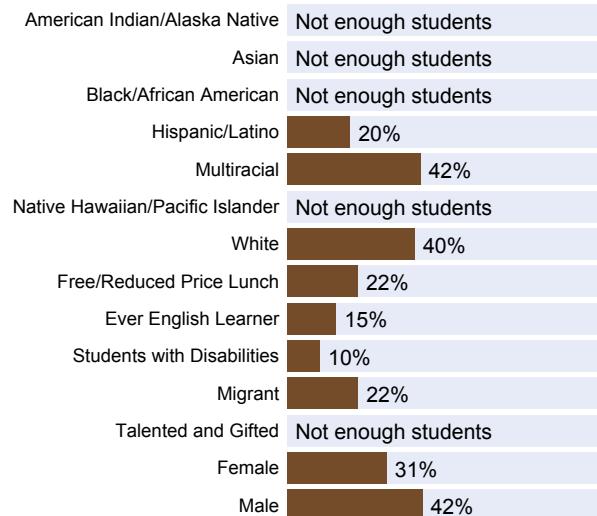
Grade 3 ENGLISH LANGUAGE ARTS



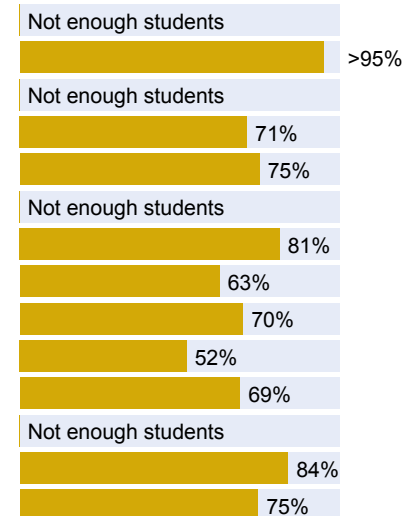
Grades 3-8 INDIVIDUAL STUDENT PROGRESS



Grade 8 MATHEMATICS



Grade 9 ON-TRACK TO GRADUATE



Grade 12 ON-TIME GRADUATION

