

**FROM THE PRINCIPAL**

Dear Parents and Community Members,

For the 2012-2013 school year, Joan Austin received an overall state rating of Level 4 on a five-level scale. That means that our students are performing above average on the state standards-based assessments in reading and math and making above average academic growth from the previous year.

Academic highlights:

- 82% met/exceeded state standards in reading
- 72% met/exceeded state standards in math
- 80% 5th grade met/exceeded state standards in science

We committed to strengthening writing instruction in preparation

for the rigor of the new Common Core State Standards. Math and writing were our focus areas in 2012-2013 and will continue to be a focus during this school year.

Partnership with parents is key for student success. You can help your students by monitoring homework, reading together, or practicing math facts. We invite parents to become school & classroom volunteers and join our PTO. All of us at Joan Austin look forward to working with you and your student this year.

Thank you,

Principal | Terry McElligott

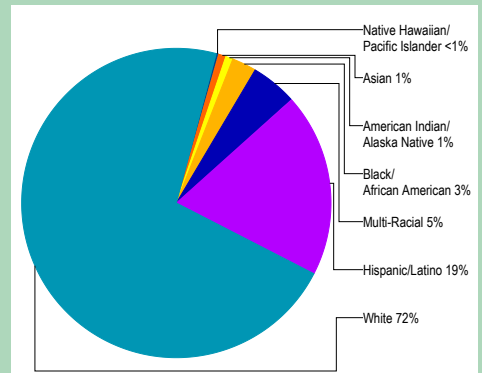
**SCHOOL PROFILE**

Enrollment 2012-13	391
K-3	252
4-5	139
Change from previous year	+1.6%
Students attending 90% or more of enrolled days	88%
.....	
Average elementary class size	24.5
Change from previous year	-0.7

Note: a "\*" is displayed when the data must be suppressed to protect student confidentiality.

Select Demographics 2012-13	
English Learners	16%
<i>Students who have ever been eligible for or participated in a program to acquire academic English.</i>	
Economically disadvantaged	54%
Students with disabilities	18%
.....	
Number of different languages spoken:	5

**STUDENTS**

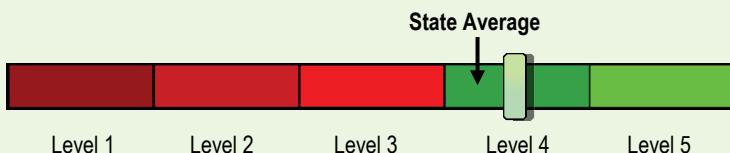


**OVERALL STATE RATING**

HOW ARE STUDENTS AT THIS SCHOOL PERFORMING COMPARED TO THOSE AT OTHER SCHOOLS?

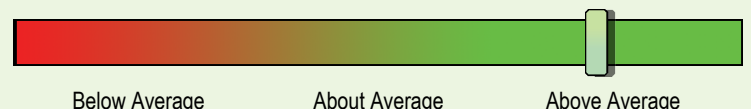
The overall state rating is intended to summarize this school's particular successes and challenges. It is based on a combination of up to five factors. Three of these factors come from standardized test scores in reading and math: student achievement, student growth, and the growth of underserved subgroups. Please be aware that this rating is based mainly on high-stakes testing and accordingly, represents a limited view of student performance. Other aspects of this report card are designed to put this rating in the proper context.

Compared to all schools statewide in 2012-13, this school is rated as Level 4.



- Level 1** = Falls into the bottom 5% of schools
- Level 2** = Falls between 5% and 15% of schools
- Level 3** = Falls between 15% and 44% of schools
- Level 4** = Falls between 44% and 90% of schools
- Level 5** = Falls into the top 10% of schools

Compared to elementary schools with similar student demographics in 2012-13, this school's rating is above average.



- Below average** = Falls into the bottom third of comparison schools
- About average** = Falls into the middle third of comparison schools
- Above average** = Falls into the top third of comparison schools

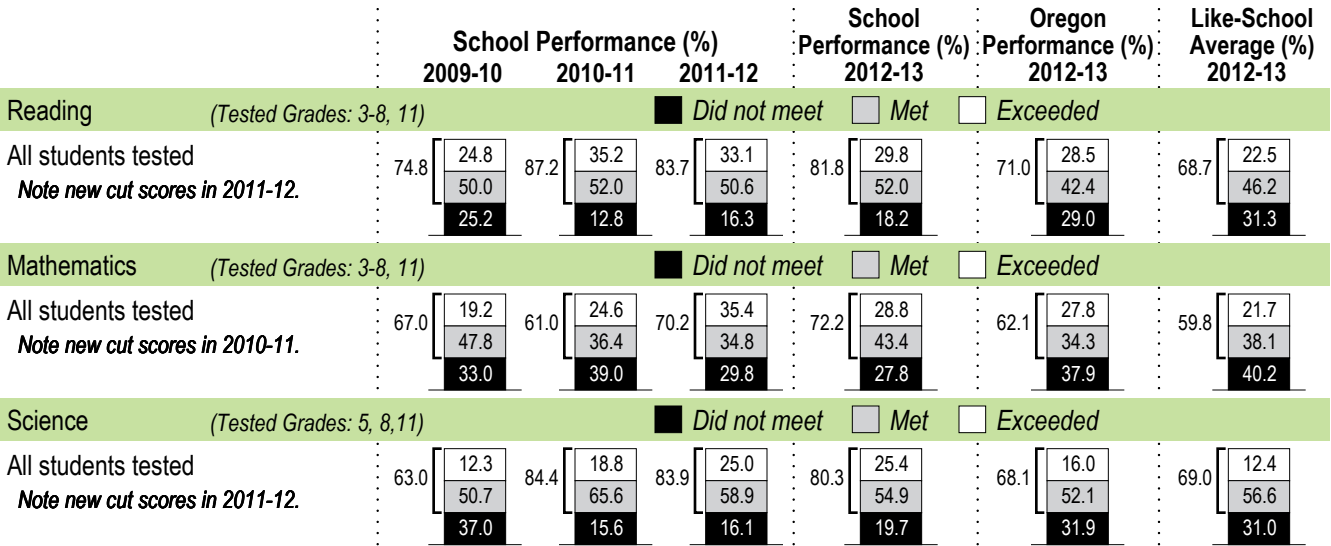
**PROGRESS** ARE STUDENTS MAKING ADEQUATE GAINS OVER TIME?

**SCHOOL PERFORMANCE**

Students meeting or exceeding state standards on exams

Did at least 95% of the students at this school take required state exams?  Yes  No

Participation rate criteria are in place to ensure schools test as many eligible students as possible



Visit [www.ode.state.or.us/go/data](http://www.ode.state.or.us/go/data) for additional state exam results.

Note: a "\*" is displayed when data are unavailable or to protect student confidentiality.

**OUTCOMES** FOR KEY STUDENT GROUPS AT THIS SCHOOL COMPARED TO THE SAME GROUPS STATEWIDE

**STUDENT GROUP OUTCOMES**

	School Performance (%)	Oregon Performance (%)	School Compared to OR Average		School Performance (%)	Oregon Performance (%)	School Compared to OR Average		School Performance (%)	Oregon Performance (%)	School Compared to OR Average
<b>All Students</b>				<b>American Indian/Alaska Native</b>				<b>Native Hawaiian/Pacific Islander</b>			
Reading	81.8	71.0	+10.8	Reading	*	57.4	*	Reading	*	59.1	*
Mathematics	72.2	62.1	+10.1	Mathematics	*	47.3	*	Mathematics	*	46.5	*
Science	80.3	68.1	+12.2	Science	*	53.2	*	Science	*	49.4	*
<b>Economically Disadvantaged</b>				<b>Asian</b>				<b>White</b>			
Reading	77.9	60.2	+17.7	Reading	*	79.5	*	Reading	83.8	77.7	+6.1
Mathematics	67.0	50.3	+16.7	Mathematics	*	79.7	*	Mathematics	75.4	68.0	+7.4
Science	71.4	55.5	+15.9	Science	*	74.9	*	Science	89.8	76.5	+13.3
<b>English Learners</b>				<b>Black/African American</b>				<b>Female</b>			
Reading	63.3	46.5	+16.8	Reading	*	55.2	*	Reading	85.7	73.2	+12.5
Mathematics	56.7	43.3	+13.4	Mathematics	*	42.5	*	Mathematics	61.9	61.5	+0.4
Science	50.0	39.6	+10.4	Science	*	47.9	*	Science	76.5	65.9	+10.6
<b>Students with Disabilities</b>				<b>Hispanic/Latino</b>				<b>Male</b>			
Reading	74.3	43.0	+31.3	Reading	69.7	52.1	+17.6	Reading	78.9	68.8	+10.1
Mathematics	65.7	33.7	+32.0	Mathematics	63.6	45.2	+18.4	Mathematics	79.8	62.7	+17.1
Science	78.6	42.9	+35.7	Science	61.5	45.3	+16.2	Science	83.8	70.3	+13.5
<b>Talented and Gifted</b>				<b>Multi-Racial</b>							
Reading	*	98.5	*	Reading	92.9	76.0	+16.9				
Mathematics	*	98.1	*	Mathematics	78.6	65.8	+12.8				
Science	*	98.0	*	Science	66.7	73.5	-6.8				

Note: a "\*" is displayed when data are unavailable or to protect student confidentiality.

## CURRICULUM & LEARNING ENVIRONMENT WHAT IS THIS SCHOOL DOING TO IMPROVE STUDENT LEARNING AND TO PREPARE STUDENTS FOR THE FUTURE?

### SCHOOL READINESS

English Language Learner K-1 newcomers groups  
Early intervention in reading

### ACADEMIC SUPPORT

Federal Title funds support achievement in reading and math  
ELL support based on language proficiency and grade level  
Multi-sensory approach to reading for struggling readers  
READ 180 reading intervention for grades 4 and 5

### ACADEMIC ENRICHMENT

Number Talks in all grades to build mental math & computation skills  
Flexible grouping in reading at all grade levels  
Close Reading instruction, an inquiry based reading/discussion program  
iPads for differentiation and instruction with ELL students  
Assemblies and field trips  
Outdoor School

### EXTRACURRICULAR ACTIVITIES

Fifth Grade Leaders  
Intramurals for 4th and 5th graders  
School choir, including community performances

*Data and information in the Curriculum and Learning Environment section was provided by local schools and districts and was not verified by the Oregon Department of Education.*