

FROM THE PRINCIPAL

Dear Parents and Community Members,

In the 2012-2013 school year, Mountain View Middle School received an overall state rating of Level Four on a five-level scale. That means that Mountain View students are performing above average on standards-based tests and achieve above-average academic growth over the last two years.

Key academic highlights:

- 77% met/exceeded state standards for reading
- 67% met/exceeded state standards for math
- 78% 8th grade students met/exceeded state standards for science

In the same time frame we have seen a decrease in school

attendance and will be implementing strategies to improve student's attendance. Our staff is also focusing on improving reading and writing achievement for our special education students.

You can help improve your student's achievement by monitoring homework, making sure they attend school, attending parent-teacher conferences or volunteering. We look forward to partnering with you over the coming year to make sure all of our students reach their potential!

Thank you,

Principal | Wayne Strong

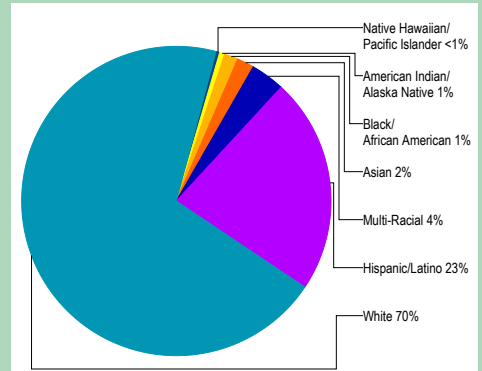
SCHOOL PROFILE

Enrollment 2012-13	559
Change from previous year	-1.9%
Students attending 90% or more of enrolled days	83%

Note: a "*" is displayed when the data must be suppressed to protect student confidentiality.

Select Demographics 2012-13	
English Learners	16%
<i>Students who have ever been eligible for or participated in a program to acquire academic English.</i>	
Economically disadvantaged	53%
Students with disabilities	15%
Number of different languages spoken:	7

STUDENTS

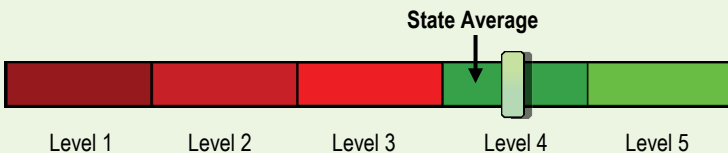


OVERALL STATE RATING

HOW ARE STUDENTS AT THIS SCHOOL PERFORMING COMPARED TO THOSE AT OTHER SCHOOLS?

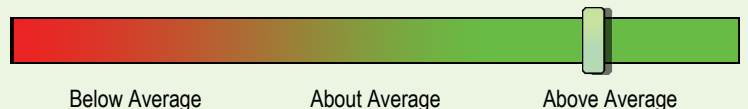
The overall state rating is intended to summarize this school's particular successes and challenges. It is based on a combination of up to five factors. Three of these factors come from standardized test scores in reading and math: student achievement, student growth, and the growth of underserved subgroups. Please be aware that this rating is based mainly on high-stakes testing and accordingly, represents a limited view of student performance. Other aspects of this report card are designed to put this rating in the proper context.

Compared to all schools statewide in 2012-13, this school is rated as Level 4.



- Level 1** = Falls into the bottom 5% of schools
- Level 2** = Falls between 5% and 15% of schools
- Level 3** = Falls between 15% and 44% of schools
- Level 4** = Falls between 44% and 90% of schools
- Level 5** = Falls into the top 10% of schools

Compared to middle schools with similar student demographics in 2012-13, this school's rating is above average.



- Below average** = Falls into the bottom third of comparison schools
- About average** = Falls into the middle third of comparison schools
- Above average** = Falls into the top third of comparison schools

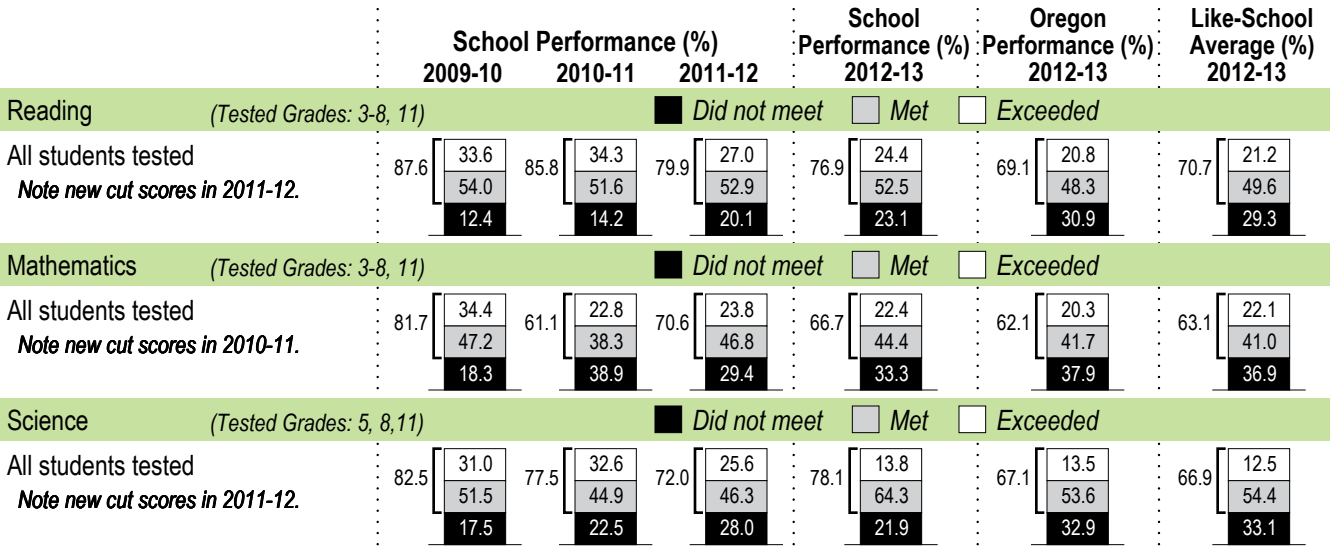
PROGRESS ARE STUDENTS MAKING ADEQUATE GAINS OVER TIME?

SCHOOL PERFORMANCE

Students meeting or exceeding state standards on exams

Did at least 95% of the students at this school take required state exams? Yes No

Participation rate criteria are in place to ensure schools test as many eligible students as possible



Visit www.ode.state.or.us/go/data for additional state exam results.

Note: a "*" is displayed when data are unavailable or to protect student confidentiality.

OUTCOMES FOR KEY STUDENT GROUPS AT THIS SCHOOL COMPARED TO THE SAME GROUPS STATEWIDE

STUDENT GROUP OUTCOMES

	School Performance (%)	Oregon Performance (%)	School Compared to OR Average		School Performance (%)	Oregon Performance (%)	School Compared to OR Average		School Performance (%)	Oregon Performance (%)	School Compared to OR Average
All Students				American Indian/Alaska Native				Native Hawaiian/Pacific Islander			
Reading	76.9	69.1	+7.8	Reading	*	55.7	*	Reading	*	52.5	*
Mathematics	66.7	62.1	+4.6	Mathematics	*	46.2	*	Mathematics	*	51.6	*
Science	78.1	67.1	+11.0	Science	*	54.9	*	Science	*	43.6	*
Economically Disadvantaged				Asian				White			
Reading	63.6	57.5	+6.1	Reading	70.0	78.4	-8.4	Reading	80.9	75.4	+5.5
Mathematics	51.2	50.0	+1.2	Mathematics	70.0	80.7	-10.7	Mathematics	69.5	67.1	+2.4
Science	63.7	55.0	+8.7	Science	*	74.1	*	Science	87.5	74.4	+13.1
English Learners				Black/African American				Female			
Reading	49.4	45.3	+4.1	Reading	75.0	50.2	+24.8	Reading	77.2	72.9	+4.3
Mathematics	54.0	45.2	+8.8	Mathematics	37.5	40.1	-2.6	Mathematics	65.6	63.3	+2.3
Science	41.9	38.6	+3.3	Science	*	38.8	*	Science	74.0	64.4	+9.6
Students with Disabilities				Hispanic/Latino				Male			
Reading	43.2	31.5	+11.7	Reading	64.5	50.9	+13.6	Reading	76.6	65.5	+11.1
Mathematics	33.8	23.4	+10.4	Mathematics	60.3	46.7	+13.6	Mathematics	67.9	60.9	+7.0
Science	36.0	37.0	-1.0	Science	61.0	45.7	+15.3	Science	82.6	69.6	+13.0
Talented and Gifted				Multi-Racial							
Reading	>95	98.6	*	Reading	75.0	73.2	+1.8				
Mathematics	>95	98.3	*	Mathematics	55.0	65.1	-10.1				
Science	>95	98.2	*	Science	54.5	72.7	-18.2				

Note: a "*" is displayed when data are unavailable or to protect student confidentiality.

CURRICULUM & LEARNING ENVIRONMENT WHAT IS THIS SCHOOL DOING TO IMPROVE STUDENT LEARNING AND TO PREPARE STUDENTS FOR THE FUTURE?

SCHOOL READINESS

Positive Behavior Intervention & Support program	Counseling for academic, emotional and behavior issues
Middle School Graduation Project	
Breakfast program	Bully and harassment prevention program

ACADEMIC SUPPORT

- ELL program based on language proficiency and grade level
- Special ed program for students with qualified learning disabilities
- Reading and math intervention for struggling students
- Reading and math labs
- SuccessMaker program

ACADEMIC ENRICHMENT

WORLD LANGUAGE COURSES
World language courses not currently offered

SPECIAL PROGRAMS
Award winning Design Star civic education program
Science, technology, engineering and math (STEM) program

CAREER & TECHNICAL EDUCATION

CtE courses not currently offered

EXTRACURRICULAR ACTIVITIES

Student leadership class	Lego robotics teams
Pentagames and 24 math competition	Jazz Band

Data and information in the Curriculum and Learning Environment section was provided by local schools and districts and was not verified by the Oregon Department of Education.